




Clue #1

Jesus believes that we are more blessed when we give than when we receive. In your adventure today, you will find out more about giving. Giving can come in many forms, but all giving needs to come from one place. Go outside and find a flower, leaf, or other gift from God that you can give to one of your family members. When all gifts have been given and received, read 1 Corinthians 13:3 to find the one place all gifts come from.



Clue #2

Sometimes things seem very confusing – as if they make no sense. But then you figure it out and realize it wasn't so hard after all. The messages on your next puzzle may look like nonsense. But if you use the right tool and match the outside A to the inside F, you will find that they make perfect sense! You will find Puzzle # 1 where you might watch a mystery. Find the tool where you might read about a mystery.



Clue #3

For your next challenge, you will need to find a bag of candy hidden in the search area along with Puzzle #2.



Clue #4

It is easier to give when you are giving because of love for people and love for God. This clue will lead you to some supplies you will use to create a nice little home for your giving. Search the area for a bag or box labeled "Giving."



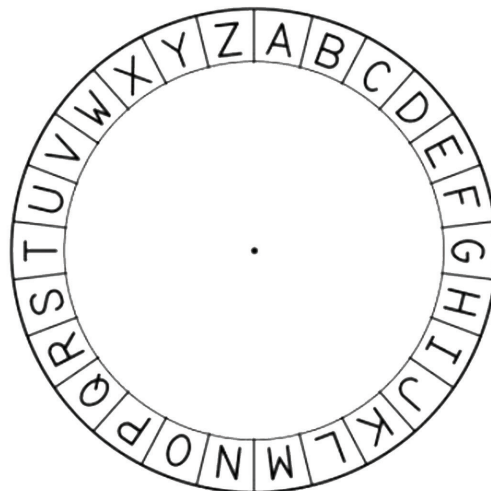
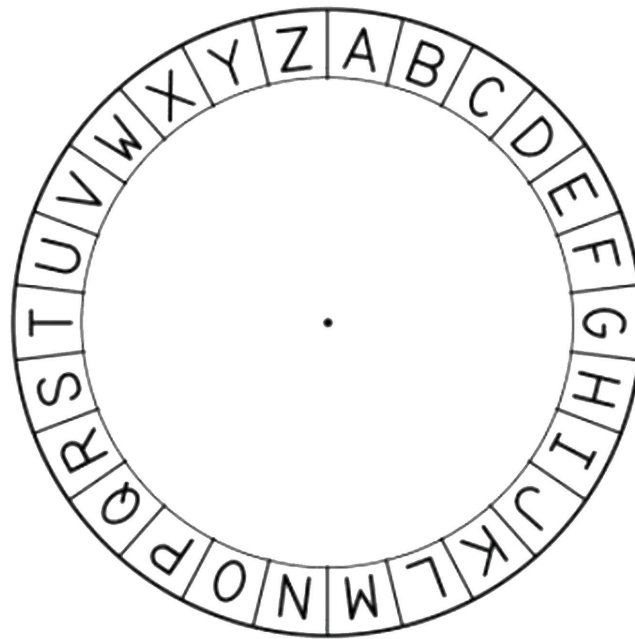
Clue #5

Use the cipher wheel to decode the combination:

TSJ XNC YBT EJWT



Cut out the Cipher Wheels and attach at center with brad or pin. To decipher word puzzles, set the letter A on the outer wheel to the letter F on the inner wheel.





PUZZLE #1

Use the Cipher to decode the messages below.
Then open your Bible to Matthew 25:34-45

BJ HFS LNAJ GJHFZXJ LTI LFAJ YT ZX!

— — — — —

BJ LNAJ GJHFZXJ BJ QTAJ!

— — — — —

BJ QTAJ GJHFZXJ LTI QTAJX ZX!

— — — — —





PUZZLE #2

Follow the directions to see how the church makes it possible for God's work to get accomplished.

Then find your next clue in the Bible at Leviticus 27:30-32.

1. Gather around a table and place a bag of M&M's or other small candies/treats in the middle. Open and pour the candies into a bowl so everyone can see how much candy is there.
2. Ask if anyone thinks they could eat all the candy and not get sick. Then have each family member grab a few handfuls of candy to put in front of them. Go ahead and empty the bowl. Everyone does not need to have the same amount (it's actually good if the piles are quite uneven).
3. We use these candies to model how the church becomes such a powerful help to the world when people are in need.
4. Each family member arranges their one pile of candies into small piles of 10 candies. Keep them in your area, so we know what piles belong to each family member.
5. Next, each person takes 1 candy from each of their piles, leaving piles of 9. Put those single candies together to make a special pile.
6. Now each person takes all of their piles of 9 (all but the special pile they just made) and push them together to make one big pile. Now everyone has 2 piles, one big one and one small one. If I take your small pile, will you miss it very much? Why not?
7. Now take all of the small piles from the family members and put them together in the middle of the table to make one pile. This is the pile that goes to the church to do God's work. Look at the size of our piles that we still have compared to the pile we just made for God's work.
8. This is how the church works. Each person who loves God gives a little – 1 out of 10 or 10% – but because there are so many who love God, the pile gets big. None of us miss our few candies, but when we put them all together, it ends up being a nice-size pile. Imagine if everyone in the world gave their little bit!
9. When we remember that everything we have comes from God, it isn't hard to give a little to help the world. We may even WANT to give because we love God and are thankful for all He has given us!
10. Now you can eat a few of the candies and then find that Bible verse!





PUZZLE #3

Each family member will make a GIVING JAR to store their 10% that goes to God as well as any additional money they choose to use as giving money.

Cut the label and write a name on the line. Feel free to decorate the label as you like. Tape the label to a jar. Find your final clue in the Bible at 1 Corinthians 16:2.

10% GIVING JAR

10% GIVING JAR

10% GIVING JAR



PUZZLE #3

10% GIVING JAR

10% GIVING JAR

10% GIVING JAR

10% GIVING JAR



★ CONGRATULATIONS! ★

Woo-hoo! You did it again this week! You worked your way through the adventure to find yet another one of the secrets to handling money God's way. This week you learned:

- Love is the reason to give.
 - When you love God, you want to please Him and follow His directions to give a tenth of what you have back to Him.
- When you love people, even people you do not know, you want to be able to help them through their struggles. Those struggles can be:
 - They are poor and need food, clothing, or shelter.
 - They are sick and need medicines or help paying bills.
 - They are in prison and need to learn that God loves them.
- You can follow God's directions and give your ten percent to His Church along with people from all over the world.
 - Together those small amounts become huge.
- You can give cheerfully, knowing that you have a wonderful Lord who is looking out for you, giving you magnificent gifts, and loving you each and every day.
- You have found the secret that you really are more blessed when you give than when you receive!

Weekly Bible Verses



Acts 20:35
 1 Corinthians 13:3
 Matthew 25:34-45
 Leviticus 27:30-32
 1 Corinthians 16:2
 2 Corinthians 9:7

