



Clue #1



Our first mission today begins with a question in the Bible. Did you know there were questions in the Bible? Isn't the Bible supposed to teach us things, not ask us things? Well, teaching often starts with asking. To locate the question in the Bible, search where you can open a map of the world.



Clue #2



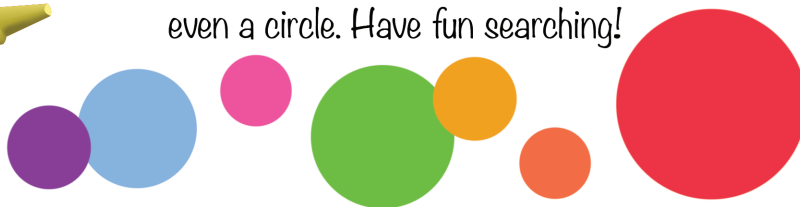
You will need a pen, pencil, crayon, marker, or some sort of writing tool for your next puzzle. Find your choice of writing tool and then you will find the puzzle where you put clothes for your toes.



Clue #3




You will need that writing tool again for your next puzzle. I don't know if you can find it or not, but the puzzle is right on the spot - or you could call it a dot - or maybe even a circle. Have fun searching!






Clue #4



Moses' mission was to follow God. Your mission in the next challenge is to keep your ship afloat. You will find your next puzzle near the water and you will need your writing tools again for this one, so keep them handy.

Clue #5



You are very close to the end of your search for the secret to Handling Money God's Way! You will need to look in a dark spot for the next puzzle. You might need a flashlight to light your way - like God's Word lights ours every day!



PUZZLE #1

God so loved the world!! Roll the die and color a heart with the matching number. When all the hearts are colored, you will find your next clue in the Bible at Mark 8:36









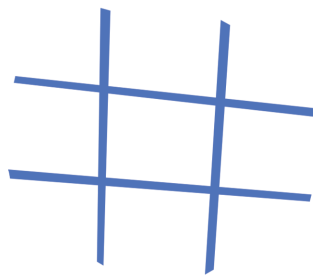

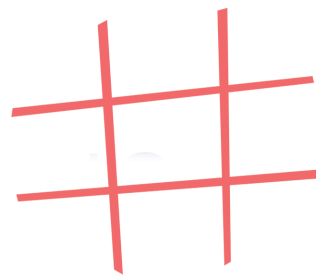

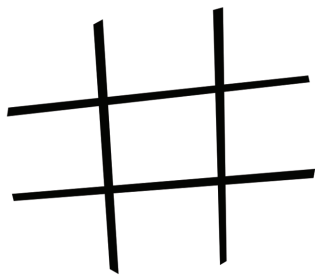
PUZZLE #2

Time for some Tic-Tac-Toe! Who will win the most games? Wanna go first?

You'll have to give something up to earn the right to go first.

Is it worth a penny? a quarter? What would you give up to get to go first?

Have fun playing then head back to your Bible and find Matthew 22:17-21.





PUZZLE #3


Money is marked by the leader of a country so everyone knows whom it belongs to.

Now you are going to play the dot game and mark each square you complete with the initial of your first name so everyone knows it is your square.

Have fun, then head over to Hebrews 11:24-26.

How To Play

- The first person draws a horizontal or vertical line connecting two dots beside each other. No diagonal lines allowed. The second player then draws another line to connect another two dots. Play continues through all the players.
- The goal is to be the person who draws the last side of a square. Then you put your initials inside the square.
- When you complete a square, you get another turn.
- When all the squares are drawn, the player with the most squares is the winner.



PUZZLE #4

Use the Battleship rules card to play a friendly game of sinking each other's ships! If you lose your ship, just remember all that Moses gave up. Root your family members on and see whose battleship is the last one floating! Then have the Champion Captain find Hebrews 13:8 in the Bible.

[illegible][illegible][illegible][illegible][illegible][illegible][illegible][illegible]

PUZZLE #4

Use the Battleship rules card to play a friendly game of sinking each other's ships! If you lose your ship, just remember all that Moses gave up. Root your family members on and see whose battleship is the last one floating! Then have the Champion Captain find Hebrews 13:8 in the Bible.

[illegible]



Battleship Rules

This game is usually played with 2 players, but you will play in groups of 4 or 3 or even 5 - whatever works for your family. Of course you can also pair up and play one against another. Each player's card has two grids. One grid will be for placing your own ships; the other, for recording shots against your opponent's ships. First you set up your playing space to hide your card from the other players. You can do this a couple of ways: make standup paper folders or place boxes or other items that will block the view of each player's card from the other players. Then each player draws a thick outline of four ships anywhere within the "My Strong Ships" grid - vertical or horizontal. Ships cannot overlap each other. Each ship is one square wide, and ranges in length:

- Draw one ship five squares long.
- Draw one ship four squares long.
- Draw one ship three squares long.
- Draw one ship two squares long.



How to take a shot: Use "The Other Ships" grid to keep track of your "shots" at the enemy ships. To take a shot, name a square by using the coordinates (a number from the left and a letter from the top of the grid).

- For example, the square in the top left corner of the grid is named **1-A**. Next to that is **1-B**, then **1-C** and so on.

How to respond to a shot: When a player says they are taking a shot at your ships, listen to the square called, check that square to see if it hits one of your ships. Then respond truthfully, either **"MISS"** or **"HIT."**

Whenever another player makes a **HIT** on one of your ships, record it with a red **X** in that square.

When each square on a ship has a red **X** you announce, **"YOU SANK MY SHIP!"**

You don't need to record misses.

Keeping track of your shots: On "The Other Ships" grid, mark any shots taken by you or others. Mark successful hits with an X and any misses with an O. Now that you know the rules, you are ready to play. Decide the order you will play and then take turns, each player taking one shot at a time, whether that shot is a hit or miss. The last player with a ship still floating is the Champion Captain!






PUZZLE #5

Help these kids get to Jesus and His great love! You can then fill in the colored lines to get the combination to the final treasure chest!

_____ God so loved the world



Jesus is the same _____ ever!

It is worth nothing for
a person _____ have
the whole world.



Give _____ God the things
that are God's





★ CONGRATULATIONS! ★

Oh my goodness! You did it! You found the final piece of the Secret to Handling Money God's Way.

Putting your trust in God, choosing to follow Jesus, and being adopted into God's family is the path to life.

Putting your trust in money or anything it can buy is the path to misery because it does not honor God. God wants you to put your trust in Him because He loves you and wants to give you good things!

God has rewards for you, just like He did for Moses, that are worth giving up all of Pharaoh's treasures for!

You have learned so much about how God wants you to care for all He has given you, and now you are ready to build those habits to set you on a lifelong journey of handling money God's way. You are prepared for the adventure.

Any time you find yourself on the wrong path, pull out this book or open your Bible and seek God. God will always be there to help you and guide you. God loves you more than you can imagine, and He so enjoys seeing you succeed! Enjoy the journey!

Weekly Bible Verses

John 3:16

Mark 8:36

Hebrews 11:24-26

Hebrews 13:8

