



Clue #1

Our first mission today is to find out how to choose our friends according to what we find in the Bible.

Is it the color of their hair?

Is it the type of shoes they wear?

Maybe it is whether they have a pool at their house that we can play in???

You will find your answers when you find the black spice.



Clue #2

Your next challenge is an experiment.

To do the experiment, you will need to find the following items.

Find black pepper, a bowl, and a bar or bottle of soap.

You will find Puzzle #2 with one of the items.



Clue #3

Your next puzzle is missing something! It will be up to you to fix it. You will need to open some drawers to find Puzzle #3!



Clue #4



Now you need to use the dictionary to find the meaning for the word “partiality.” Make sure you have a good idea of what it means. If not, ask for someone to explain it.



Then you can turn to James 2:1-4 in your Bible.

Clue #5



You have been talking a lot about friendships today. It is important since we spend so much time with our friends. We want to make sure we are choosing those friends wisely. Let's see if you can spot another puzzle challenge outside the front door.



Clue #6



Did you find all 7 differences?



- The hoola-hoop is gone.
- The bird is gone.
- There is a ladybug on the post.
- The girl on the slide has a doll.
- The boy on the slide has a hat.
- There are flowers behind the swings.
- There is a bow on the girl with the magnifying glass.

Solve this Friendship Math problem for your combination!


 $+$

 $=$
9


 $+$

 $=$
8


 $+$
1
 $=$



 $+$

 $=$
8








PUZZLE #1

Friends can be like spices - they all have a little different flavor. Some go well together and some not so much. Match the flavor of the friends to the same flavored spice jars to find your first four Bible verses.






PUZZLE #2

Follow the steps below to do this pretty cool science experiment and talk a little more about choosing the right friends to be our closest friends. Then you will want to head back to your Bible and check out these two verses - Ecclesiastes 4:10 and 1 Thessalonians 5:11.

- **Step One:** Fill the bowl about halfway with water.
- **Step Two:** Pepper floats on water, so now you are going to shake black pepper over the bowl till pepper covers the water.
- **Step Three:** Take one of your fingers and push it through the pepper to touch the bottom of the bowl and then lift it back out. Describe what happened - the pepper sticks or clings to your finger.
 Let's compare this peppery finger to friendship.
 What type of people do you find yourself automatically sticking close to? (kind, honest, fun...)
- **Step Four:** Wash the pepper off your finger, and dry your hands.
- **Step Five:** Rub the bar of soap on your finger to get a thin layer of soap onto your finger - not lather, just a little of the soap.
- **Step Six:** Now place the "soap finger" into the bowl of pepper like you did in step three and lift it back out. Describe what happened - the pepper ran away from your finger this time.

Let's compare this to friendships again. What type of people do you find you are automatically moving away from? (dishonest, mean, troublemakers...)




Clean up the bowl, put away the soap and the pepper, and go find that next clue in the Bible!





PUZZLE #3

When we do find a great friend, we miss them when they are not around. These pictures are all missing the other half. Take turns completing each picture by drawing the missing half. When you finish, you will need to go check a definition in the dictionary to find your next clue.





PUZZLE #4

This page was left empty to give you a place to put a puzzle together.

I wonder where you might find a puzzle in your search area?

Find it and put it together on this page to reveal what your next step is going to be.





PUZZLE TO CUT

Cut on the black lines to make a 12-piece puzzle.
Put the pieces in an envelope labeled "PUZZLE"
and hide in search area.





PUZZLE #5

The two pictures below look the same, but there are actually 7 differences in the second picture.

Can you spot all 7 differences?

Find the Clue #6 in a spot that gets very, very hot!





★ CONGRATULATIONS! ★

Woo-Hoo!! You completed adventure number eleven!

Only one lesson left in the Secret to Handling Money God's Way!
This week, you explored the Bible to find that God believes in you – even when you are a young child. We read that we should not let others look down on us because of our age; we can be leaders for God at any age!

Our lives can be an example to all those around us.

We also found that God knows how important it is for us to choose our close friends carefully. We spend a lot of time with our friends, and they will have an influence on us. That influence can be positive or it can be a big problem. Good friends are a real blessing, and God wants us to have those people in our lives. We need people we can count on, and our friends need to be able to count on us as well. One thing we know is that God doesn't like us to treat people differently based on whether they are rich or poor.

God wants us to be fair with everyone, not treating the rich one way and the poor another.

Great work! Now get out there and be a leader!

Weekly Bible Verses



1 Timothy 4:12
1 Corinthians 15:33
Proverbs 12:26
Proverbs 13:20
Proverbs 22:24-25
Ecclesiastes 4:10
1 Thessalonians 5:11
James 2:1-4
Philippians 2:3

